



Driving in a
roundabout

What is a traffic roundabout?

It is a place that has been designated as a traffic roundabout by a municipal or a county administrative board decision. It is marked with road signs for a roundabout.

Information in this brochure is based on

- Trafikförordningen (1998:1276)
- Vägmärkesförordningen (2007:90)
- Förordning om vägtrafikdefinitioner (2001:651).

Please note that illustrations in this brochure are simplified.

This applies in a roundabout



- You must circulate anticlockwise in a roundabout. There are no additional special regulations for how you should drive in a roundabout.



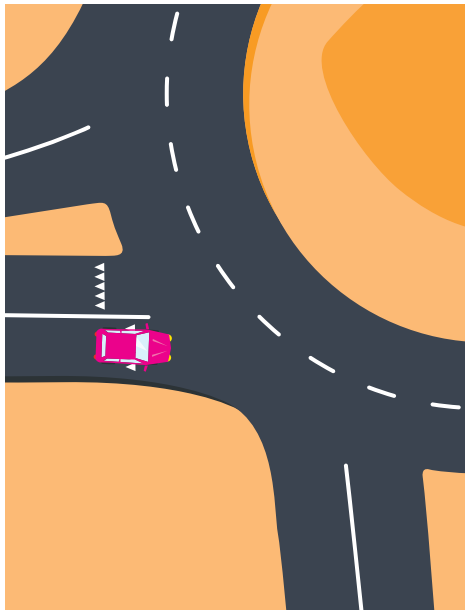
- You must **give way** to vehicles that are already in a roundabout.



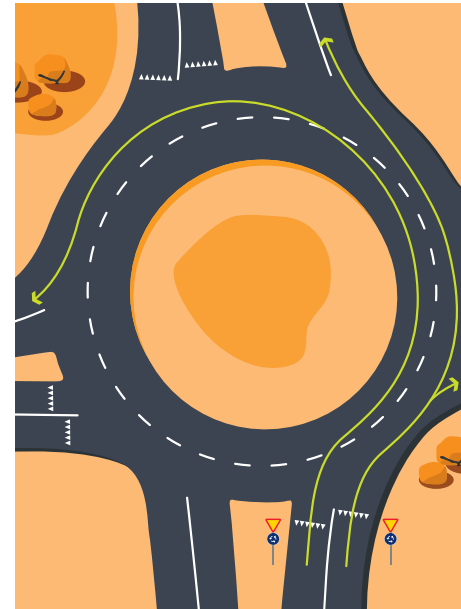
GIVING WAY MEANS THAT YOU:

- should slow down in good time or stop if necessary.
- may proceed only if this does not entail danger or hindrance for other road users.

Entering a roundabout



- There are no special requirements about using direction indicators when entering a roundabout, as there is only one direction to drive.



- Choose the lane that is most suitable for your continued journey.
- If there are road signs or road markings you should follow these instructions.


This is an example how to choose lanes. Choose the lane that is most suitable for your continued journey.



- Remember that long vehicles often need more than one lane in a roundabout.



In a roundabout



- When you change lanes you must use direction indicators.



- You may only change lanes if this can be achieved without causing danger or undue hindrance to other road users.




- If a driver is about to manoeuvre into your lane then you must adapt your speed to facilitate this change of lane.

Exiting a roundabout




- When you exit a roundabout you must indicate to the right.



- Adapt your driving so that you preferably exit a roundabout from the right-hand lane.



- If you leave a roundabout from the left-hand lane, then you must pay particular attention to vehicles in the right-hand lane as they may continue in the roundabout. Remember that you are changing lanes.



This brochure is a part of a series providing information about some of the road traffic regulations in Sweden.

Included in the series are

- Driving in a roundabout
- Stopping and parking
- Pedestrian crossings
- Choose the right vehicle lighting
- Bicycle passages and bicycle crossings

You'll find more information on our website, transportstyrelsen.se



transportstyrelsen.se
telephone +46 (0)771 503 503