

For learners,
drivers and
accompanying
drivers.

Driving licence – do you
know what applies?



YOUR DRIVING LICENCE

– exciting, a great responsibility, a lot to think about! This brochure will help you find your way around the requirements for the different driving licence categories. We have written this for you who will be learning to drive, or be an accompanying driver, and for those of you who want to know more about what applies once you have a driving licence.

CONTENTS

I'M GOING TO TAKE MY DRIVING LICENCE page 4

Here you will find useful information before you start learning to drive:

- Requirements for driving licences, tractor licences and driver's certificate
- Requirements for obtaining a driving licence
- Driving licence with conditions
- Driving licence categories
- Learner's permit
- Curriculum
- Introduction course
- Accompanying drivers

LEARNING HOW TO DRIVE page 10

Here you will find information about what you need to think about whilst you are learning to drive, how the test works and what you need to know:

- Theory course
- Practising driving
- Risk course
- Lessons for category AM licence
- Driving test
- Theory test
- Practical test
- Motorcycle manoeuvres test
- After the test

I HAVE A DRIVING LICENCE page 24

Here you will find information about renewing driving licences, validity periods, what applies when a licence is revoked and foreign driving licences.

- Renewing a driving licence
- Lost, stolen or damaged driving licence
- Revoked driving licence
- Foreign driving licence
- International driving licence
- Using a Swedish driving licence in other European countries
- Transitional regulations and old rights

Swedish Transport Administration driving test centres, Fees page 30

I'm going to take my driving licence

In order to have the best possible training and become a safe, eco-friendly driver, there are many things that you have to think about. Look for information and talk to your accompanying driver, driving school or other approved training provider (applies to category AM). Compare how the different instructors design their courses!

It is a good idea to combine professional driving lessons with private practice. The greatest advantage about practising privately is that you can practise as often and as much as you like. However, for category AM licences, you may only practise driving with an authorised instructor. Private driving practice is not permitted.

Requirements for driving licences, tractor licences and driver's certificate

To be allowed to drive a motor vehicle in Sweden, you must have a driving licence, tractor licence or driver's certificate. The driving licence shows which vehicle categories you may drive, using the letters AM, A1, A2, A, B, BE, C1, C1E, C, CE, D1, D1E, D and DE. The driving licence is also an approved form of identification. If you do not have a driving licence, to be allowed to drive a tractor on the road, you

must have a tractor licence. If you have a category AM licence, you may also drive a tractor from the age of 15 years. If you want to drive a class II moped, but do not have a driving licence or a tractor licence, you must have a driver's certificate. To be able to drive a heavy ATV, you must have a category B licence and to drive a light ATV or snowmobile, you must have a valid driver's certificate.

Requirements for obtaining a driving licence

A driving licence may only be issued to those who

- have a learner's permit
- are permanent residents in Sweden or have been studying here for at least six months
- have reached the age of
 - 15 years for category AM
 - 16 years for category A1

I'M GOING TO TAKE MY DRIVING LICENCE

- 18 years for categories A2, B, BE, C1 and C1E
- 20 years for category A if you have had a category A2 licence for at least two years
- 21 years for categories C, CE, D1 and D1E
- 24 years for categories D, DE and A (if you have not had a category A2 licence for at least two years, see above)
- have successfully passed the driving test (theory and practical tests). For category AM, a theory test must have been passed.

Additionally, you must not have a driving licence that has been issued in another EEA country, Switzerland or Japan. EEA countries include: Austria, Belgium, Bulgaria, Croatia, Cyprus, Czech Republic, Denmark, Estonia, Finland, France, Germany, Greece, Hungary, Ireland, Iceland, Italy, Latvia, Lithuania, Luxembourg, Malta, the Netherlands, Norway, Poland, Portugal, Romania, Slovakia, Slovenia and Spain. Driving licences from these countries can be exchanged for a Swedish licence.

Driving licence with conditions

The Swedish Transport Agency decides if a driving licence will be subject to any conditions. One example of such a condition may be that a vehicle used by a person with a disability must have specific equipment. The Swedish Transport Agency may require people with certain medical conditions to submit a medical certificate after a set time period. A driving licence may also be restricted to vehicles with automatic transmission. Conditions that extend or restrict the

category are specified on the licence using a numerical code. For example: 01.06 = glasses or contact lenses, 78 = restricted to vehicles with automatic transmission, 20.06 = hand operated brake.

Driving licence categories

Age requirements and the vehicles you may drive with the different licence categories.

AM 15 YEARS

Class I Moped (EU moped) category AM also entitles the licence holder to drive a

- Class II Moped
- Tractor type a (the Tractor type a is designed with a maximum speed of 40 km/h)
- Class II construction equipment (construction equipment designed with a maximum speed of 30 km/h)

A1 16 YEARS

1. Two-wheeled light motorcycle (max. 125 cm³ and 11 kW, and a power/weight ratio that does not exceed 0.1 kW/kg)
2. Three-wheeled motorcycle (max. 15 kW) Category A1 also entitles the licence holder to drive a

- Class I and II moped
- Tractor type a
- Class II construction equipment
- Light ATV and snowmobile (if the licence was issued before 1 January 2000)

I'M GOING TO TAKE MY DRIVING LICENCE

A2 18 YEARS

1. Two-wheeled medium sized motorcycle (max. 35 kW and a power/weight ratio not exceeding 0.2 kW/kg and, if the vehicle's original construction has been modified, must not be derived from a vehicle of more than double its power)
2. Three-wheeled motorcycle (max. 15 kW)
Category A2 also entitles the licence holder to drive
 - Class I and II moped
 - Tractor type a
 - Class II construction equipment

A 24 YEARS

(20 YEARS AFTER HOLDING A2 FOR TWO YEARS)

(21 YEARS FOR THREE-WHEELED MOTORCYCLE OVER 15 KW)

Two and three-wheeled heavy motorcycles, Category A also entitles holder to drive

- Class I and II moped
- Tractor type a
- Class II construction equipment
- Light ATV and snowmobile (if the licence was issued before 1 January 2000)

B 18 YEARS

1. Passenger car or light lorry with a maximum authorised mass of 3.5 tonnes
 - a light trailer with a maximum authorised mass of 750 kg
 - a trailer weighing in excess of 750 kg (maximum authorised mass), provided that the combined maximum authorised mass of the car and trailer does not exceed 3.5 tonnes. You can check this by using the Swedish Transport Agency's trailer calculator.

2. Off-road vehicles, other than ATV and snowmobile
3. Class I construction equipment (construction equipment with a maximum design speed above 30 km/h)
4. Three-wheeled motorcycle (21 years for three-wheeled motorcycle over 15 kW)
5. Four-wheeled motorcycle
Category B also entitles the licence holder to drive
 - Class I and II moped
 - Tractor types a and b (Tractor type b is designed for speeds above 40 km/h)
 - Class II construction equipment
 - Light ATV and snowmobile (if licence was issued before 1 January 2000)

CATEGORY B EXTENDED 18 YEARS

Vehicle combinations where the combined car and trailer maximum authorised mass exceeds 3.5 tonnes, but not 4.25 tonnes, provided the car may tow the combination.

BE 18 YEARS

Private car or light lorry with a maximum authorised mass of 3.5 tonnes and one or more trailers connected to such a car; if the combined maximum authorised mass does not exceed 3.5 tonnes, provided the car may tow the combination.

C1 18 YEARS

Heavy lorry with a maximum authorised mass of 7.5 tonnes and passenger car with a maximum authorised mass above 3.5 tonnes, but not exceeding 7.5 tonnes. A trailer with a

maximum weight of 750 kg may be attached to such vehicles.

C1E 18 YEARS

Cars included in categories C1 or B and one or more trailers that are attached to such a car, if the combined maximum authorised mass does not exceed 12 tonnes.

C 21 YEARS*

Heavy lorry with a maximum authorised mass above 3.5 tonnes. A trailer with a maximum weight of 750 kg may be attached to such a vehicle.

CE 21 YEARS*

Cars included in category C and one or more trailers, regardless of weight, attached to such a car.

D1 21 YEARS*

Buses that are designed and constructed for a maximum of 16 passengers in addition to the driver, with a length that does not exceed 8 metres. A trailer with a maximum authorised mass of 750 kg may be attached to such a vehicle.

D1E 21 YEARS*

Buses included in category D1 and one or more trailers, regardless of weight, attached to such a bus.

D 24 YEARS*

Bus of any length and passenger capacity. A trailer with a maximum authorised mass of 750 kg may be attached to such a vehicle.

DE 24 YEARS*

Buses included in category D and one or more trailers, regardless of weight, attached to such a bus.

* Age requirements are lower for people who have obtained basic skills from basic training as defined in the Swedish Act on Professional Driving Competence.

REMEMBER

If you change your car or trailer, you might need a Category B extended (B96) or BE licence because of the weight distribution

Your vehicle registration certificate contains information about the maximum weight your car may tow. You can also use the Trailer Calculator or the Swedish Transport Agency's app – "Mina fordon".

USE THE TRAILER CALCULATOR

The trailer calculator is a service that can help you to quickly determine if you are allowed to tow a certain trailer. In addition, you can find out which licence categories are required and how much weight the trailer may carry. You can also find out the maximum permitted speed for the vehicle and trailer's combination. The calculator is available from **transportstyrelsen.se/slap**

I'M GOING TO TAKE MY DRIVING LICENCE

Learner's permit

Before you start learning to drive, you must have a learner's permit. This applies regardless of the driving licence category you are applying for. Will you be practising driving privately? If so, you must have an approved accompanying driver. For category B, you must also attend an introduction course. Private driving practice is not permitted for category AM.

If you already have a valid category B driving licence, you do not need to apply for a learner's permit in order to be allowed to take the practical driving test for category B extended (B96), nor do you need to attend an introduction course to be able to practise driving privately.

If you do not have a category B licence, you must have a valid learner's permit when you take the category B extended test. You must also have attended an introduction course.

You apply for a learner's permit from the Swedish Transport Agency. You must include a health declaration and an eye test certificate with your application. If you are applying for the higher categories (C1, C1E, C, CE, D1, D1E, D, DE) you must have a medical certificate. The Swedish Transport Agency will issue a learner's permit if you are believed to be a suitable driver based on your personal and medical circumstances.

You can apply for a learner's permit via **transportstyrelsen.se**

You can also telephone the Swedish Transport Agency customer service for driving licences on 0771 81 81 81.

Once you have a valid learner's permit, you may practise driving and take the driving test (theory and practical test). For the category AM licence, you need to take a theory test at one of the Swedish Transport Administration test centres. A learner's permit is valid for five years. This period cannot be extended. If you have not passed a theory and practical test within this time, you must apply for a new learner's permit. Your approved accompanying driver does not need to reapply for approval, as long as their approval is still valid. Certain criminal offences and other circumstances that contravene the Swedish Driving Licence Act may result in the learner's permit being revoked.

Curriculum

The curriculum provides the content and aims of drivers education. Both the theory and practical tests are carried out and assessed based on the curriculum content. The curriculum is available from **transportstyrelsen.se**

Introduction course

If you will be practising driving privately for category B, you and your accompanying driver must have attended an introduction course. Your accompanying driver must have completed the introduction course before he or she can be approved as your accompanying driver. You must have a valid e introduction course when you are practising driving privately.

The introduction course has three parts:

- the aims, content and regulations for driver education
- how to plan and structure driver education
- important traffic safety and environmental factors.

A list of approved introduction course providers can be found on **transportstyrelsen.se**, or by contacting the Swedish Transport Agency customer service for driving licences on 0771 81 81 81.

Accompanying drivers

If you will be practising driving privately, you must have an approved accompanying driver. The accompanying driver has the overall responsibility and is viewed as the driver whilst you practise. Your accompanying driver must submit their application to the Swedish Transport Agency and a processing fee will be charged. An accompanying driver will be approved for a specific learner driver.

An accompanying driver may be approved for a maximum of 5 learner drivers at any given point.

The approval is valid for five years and can cover several licence categories for each individual learner driver

As an accompanying or learner driver, you cannot request a cancellation of the accompanying driver approval issued from 1 February 2012. However, it is still possible to request a cancellation of an accompanying driver approval issued before 1 February 2012. Such a request

must be made in writing and submitted to the Swedish Transport Agency.

You can apply to become an accompanying driver online, or order an accompanying driver application form from **transportstyrelsen.se**

You can also telephone the Swedish Transport Agency customer service for driving licences on 0771 81 81 81.

The accompanying driver must

- be at least 24 years old
- hold a driving licence with the relevant category and must have held it for an uninterrupted period of a minimum of five years over the last ten years, however an accompanying driver application may be rejected if the licence has been revoked in the last three years
- be familiar with the vehicle being used and be able to drive it well
- have completed an introduction course (applies for category B).

Learning how to drive

Theory and practice are both important elements. The theory will provide a basis for driving with good judgement and for negotiating traffic. You will need this knowledge and your practical driving experience to be able to negotiate the situations and problems you will face on the road.

Theory course

Theory and practice are both important elements of learning to drive. What you learn from the theory will provide you with the basic skills to drive with consideration and negotiate your way through traffic. Together with your practical driving experience, theory will enable you to deal with the situations and problems you will face on the road. You have the greatest chance of success if you mix theory with practice when you are learning to drive.

Study materials

If you decide to take lessons with a driving school, they will provide the study materials. You can also obtain these materials by

- borrowing them from a library

- buying them at a bookshop or from the Swedish National Association of Driving Schools' webshop.

Remember that the materials can quickly become outdated. Double check with a driving school or the publishers.

Practising driving

To develop the skills to succeed on the road, you must practise and experience a variety of different traffic situations. These skills come from practice. You will have to practise many elements – everything from starting and stopping the car, changing gear to planning and executing a left turn on a main road during rush hour traffic.

To be able to learn to drive, you must have a valid learner's permit. If you are going to practise driving privately, you must have an approved accompanying driver. If you are learning to drive a car, you and your accompanying driver must complete a three-hour introduction course before you can start practising together. Read more about the introduction course on page 9.

When you practise driving privately, your accompanying driver must have their approval certificate with them, should you be stopped for an inspection. The green and white ÖVNINGSKÖR ("L-plate") sign must be clearly visible at the back of the car.

The risk course

The driving tests for passenger cars (category B) and motorcycles (categories A1, A2 and A) require a completed and valid risk course.

The risk course for car drivers is not valid for motorcycle riders, as the motorcycle risk course is specifically geared towards the risks of riding a motorbike. Therefore, the motorcycle risk course does not apply for car drivers.

The purpose of the risk course is to provide a deeper insight into risks and the types of behaviour in traffic that can result in high risk situations, and to highlight what can be done to avoid them.

AGE REQUIREMENTS FOR LEARNING TO DRIVE

- 14 years and 9 months for class 1 moped with an authorised instructor;
- 15 years and 9 months for driving category A1 vehicles,
- 16 years for driving passenger cars without a trailer;
- 17 years and 6 months for driving category A2 vehicles and if you will be practising driving with a light lorry, light trailer or category B extended vehicle.
- 18 years for driving category BE, C1 or C1E vehicles,
- 19 years and 6 months for a two-wheeled category A motorcycle, on the condition that the learner driver has held a category A2 licence for at least one year and six months,
- 20 years* for driving category C, CE, D1, D1E vehicles, or for three-wheeled motorcycles with a power output higher than 15 kilowatts,
- 23 years* for driving category D, DE or category A three-wheeled motorcycle, if the licence holder has not held a category A2 licence for at least one year and six months.

* If you are participating in a professional driving course at an upper-secondary school, municipal adult education or instructor with permission from the Swedish Transport Agency, different lower age requirements apply. Read more on [transportstyrelsen.se](https://www.transportstyrelsen.se)

LEARNING HOW TO DRIVE

The compulsory risk course has two parts.

- Part 1 concerns alcohol, other drugs, fatigue and other high risk behaviour.
- Part 2 concerns speed, safety and driving in certain conditions.

When you are getting closer to taking your driving test, you will take part 2 of the risk course. The reason for this is because the course places tough requirements on your driving experience, judgement, evaluation and understanding of various traffic situations.

A completed risk course is valid for five years. However, the validity period will expire on the same day that your driving licence is issued. When you take your theory and practical driving tests, you must have completed both parts of the risk course and it must still be valid. If you have previously had a driving licence but it has been revoked, you must complete the risk course again before you take your test.

You can take the risk course with an instructor that has been authorised by the Swedish Transport Agency. The driving schools register their learner drivers on the risk course. If you are not taking lessons at a driving school, you will have to contact an authorised instructor yourself.

Links to authorised instructors that offer risk courses are available on **transportstyrelsen.se**

You can also telephone the Swedish Transport Agency customer service for driving licences on 0771 81 81 81.

Lessons for category AM licence

The category AM licence (class I moped) education must be at least 12 hours. The education must include both theory and practical parts, such as driving practice in traffic. For a learner driver to be allowed to ride a class I moped, they must have turned 14 years and 9 months and have a valid learner's permit.

Driving practice must be supervised by an authorised instructor. Private driving practice is not permitted. Lessons must take place with an authorised instructor and include a minimum of eight hours of theory and four hours of practical.

Driving test

To be able to take your driving test, you must meet the additional requirements for a driving licence. The driving test includes a theory test and a practical test. The test for category AM only includes the theory test and for category B extended (B96), you will only have to take a practical test (if you already have a category B licence). Your driving test will be taken at one of the Swedish Transport Administration's test centres.

Identification

You must be able to provide a valid form of identification at both the theory and the practical tests. You must use a form of identification approved by the Swedish Transport Agency. In order to confirm your identity, you must be recognisable from the photograph on your identification document. Approved identification documents include valid SIS-approved corporate card, identity card or service

card; Swedish national identity card; identity card issued by the Swedish Tax Agency; Swedish driving licence; Swedish EU passport; other EU passports and passports issued by the Faroe Islands, the UK, Iceland, Liechtenstein, Norway or Switzerland.

Do you not have a valid identification document?

If so, you can apply to the Swedish Transport Administration for an exemption. You can find the application form on trafikverket.se/en/booking-info In this case, your identity must be attested by a parent, other guardian, spouse, registered partner, common-law spouse or child who is 18 years or older. The person attesting your identity must have one of the valid and approved identification documents. Please note that the application for this exemption must have been completed and approved before you arrive at your driving.

Photograph

When you take your theory test you will be photographed for your licence. The photograph and your signature will be saved and used when your driving licence is issued. If you will be taking your practical test but have not been photographed before your theory test, you must be photographed in advance. This also applies if you will be taking the practical test for category B extended. Please note that photography equipment is not available at all practical test centres. Contact the Swedish Transport Agency practical driving test customer services on



0771 17 18 19 to find out where you can have your photograph taken.

Read more about the photographs on trafikverket.se/korkort

LEARNING HOW TO DRIVE

Book your test

You can book your test via **trafikverket.se/korkort** or by contacting the Swedish Transport Administration practical driving test customer services on 0771 17 18 19. When you receive your booking confirmation, you will also be sent the payment details. Carefully read through this information.

Test for category B

In order to obtain a driving license for category B you will need to pass a theory test and a practical test.

You will always take the theory test first and you cannot take the practical test until you have passed the theory test.

It is a good idea to book the practical test when you book the theory test. If you book the practical test on a later occasion you may not get a chance to take the test as soon as you would like.

If you book well in advance you are more likely to get the timeslots you want. If you book a slot for the practical test 2-3 weeks after your theory test you will have time to take another theory test before the practical test if necessary.

Study hard and practice driving a lot, it increases your chances of passing at the first attempt.

Both parts of the risk course must have been completed and be valid when you take your theory and practical test. A pass in the theory test is valid for four months.

Theory test

The theory test is taken on a computer. The test for categories AM, A1, A2, A and B include 65 questions (plus five test questions). You will have 50 minutes to answer them. The pass mark is 52. The test for categories C1, C1E, C, CE, D1, D1E, D and DE includes 55 questions (plus five test questions). The pass mark is 44. During the test you will be required to demonstrate that you have the knowledge necessary for being a safe and environmentally conscious driver. The theory test will measure your knowledge of five areas: vehicle knowledge/manoeuvring, the environment, road safety, traffic regulations and individual circumstances. You will be told if you have passed directly after the test.

Audio version

An audio version of the theory test is available in Swedish, so you can listen to the questions. You can choose this option at any time during the test, and you do not need to apply in advance to be able to use the audio version during the allocated test time.

Oral tests, tests with an extended time limit and tests with an interpreter

If you have special needs, for example difficulties reading and writing, you can apply for taking an oral test or a test with an extended time limit. The test for category B has been translated into 14 languages other than Swedish.

If you are unable to read any of these languages and do not speak or understand Swedish, you may use an interpreter during the test.

At the Swedish Transport Administration website, trafikverket.se/korkort, you can read more about the different tests and how you apply. You can also contact the Swedish Transport Administration practical driving test customer services on 0771 17 18 19.

Practical test

When you take your practical test, you must show that you can manoeuvre the vehicle in traffic and that you can drive safely, with consideration and in an eco-friendly way. The practical test assesses whether you have the necessary skills to be able to drive in traffic.

The vehicle used for the practical test for passenger cars and motorcycles must meet specific requirements (see below).

What the practical test assesses
To pass the practical test, you must be able to demonstrate the ability to drive safely and think ahead. You must follow the relevant traffic regulations, adapt your speed and drive with confidence, pay attention to road and weather conditions, and other traffic and road users – especially those who are most vulnerable. You must also be able to demonstrate routine manoeuvres that are required for driving in a safe and eco-friendly manner.





In addition, you must be able to deal with risk situations when driving and predict and anticipate the actions of other road users.

The examiner will perform an overall assessment of your driving. This means that if you make a minor mistake that has little impact on traffic safety, this may not necessarily affect the result. During the driving test you must demonstrate that you can negotiate traffic and solve problems on your own.

The practical test is based on the curriculum that has been specifically established for the category you are applying for. The curriculum describes the content and goals of learning to drive. It also describes what you will be able to do once you have your licence. When you take your driving test, you will be assessed following the curriculum. The curriculum is available from transportstyrelsen.se

The examiner will base their overall judgement of your driving on four skills areas:

1. Vehicle awareness

You must be able to conduct a vehicle safety check or parts of a safety check, and be aware of the potential risks should the vehicle malfunction. You must also be able to adapt the controls whilst you are driving.

2. Manoeuvring

You must be able to steer, change gear, accelerate and brake as a matter of routine. You must also be able to manoeuvre the car in areas such as car parks.

3. Eco-friendly and efficient driving

You must be able to drive in an eco-friendly way. This means that you must drive in a fuel-efficient manner, so that your driving will not affect the environment more than necessary.

4. Traffic regulations

You must be able to follow the appropriate traffic regulations.

5. Road safety and behaviour

You must be able to show that you know when, where, and how you need to be observant in different situations. You must know why you need to do this, and you must adapt your driving based on what you see. You must also adapt your speed according to the visibility, road conditions and traffic environments. You must understand the risks that may arise in different situations. You must position your vehicle with confidence, for example when you are about to turn or change lanes. You must drive with sufficient safety margins and be able to interact with different road users, for example when they have the right of way.

Vehicle requirements

Category B

The practical test for category B must be taken in a Swedish-registered passenger car, with a maximum authorised mass that does not exceed 3,500 kg or in a light lorry. The car used for a driving test category B should be suitable for the test and owned or possessed by:

I AM LEARNING TO DRIVE

1. the Swedish Transport Administration
2. an authorised driving school, or
3. an upper secondary school.

Persons who book the test themselves will rent a car from the Swedish Transport Administration for the test. The car is booked at the same time as the test in the test-booking service at **trafikverket.se/boka**.

If the test is booked via a driving school it is common to use a car provided by the school. Otherwise you can take the test in one of the Swedish Transport Administration's cars.

Exception from the vehicle requirements for category B

The vehicle requirements do not apply to driving tests for those who have driving license permits with adapted vehicles as a condition and therefore need to use their own adapted vehicles.

Category B extended

The practical test for category B extended must be conducted in a car or light lorry with a minimum unladen weight of 1,000 kg and a maximum authorised mass of 3,500 kg. The trailer mass must exceed 750 kg. The trailer must be loaded to at least half the maximum load, with a general cargo of separate goods that can be tied down. The cargo compartment must be an enclosed box construction that is at least as high and wide as the towing vehicle. However it may be slightly narrower than the towing vehicle if rear view is only possible using the vehicles' wing mirrors. The total combined weight of the vehicle and trailer must exceed

3,500 kg, but not 4,250 kg. The front seats of the car must have approved three-point seatbelts and the cargo may not contain hazardous goods or animals. You must provide this vehicle combination yourself.

Remember that you are not allowed to drive to the test site on your own, as you do not have a driving licence to operate this vehicle combination.

If you do not have a category B licence, you must take the test in a vehicle which fulfils the requirements for tests for category B

Motorcycle

You must be able to provide the motorcycle's most recent vehicle registration certificate at the test for categories A1, A2 or A. The motorcycle must meet the following requirements for the different categories:

Category A1

It must be possible to drive the motorcycle at a minimum speed of 90 km/h. It must have

- a minimum cylinder volume of 120 cm³ and a maximum of 125 cm³,
- a maximum power output of 11 kW,
- a maximum power output/ unladen weight ratio of 0.1 kW/kg. If the motorcycle is powered by an electric motor, the minimum power output/ unladen weight ratio must be at least 0,08 kW/kg and no more than 0,1 kW/kg

Category A2

It must be possible to drive the motorcycle at a speed of at least 100 km/h.

It must have:

- a minimum cylinder volume of 245 cm³,
- a minimum power output of 20 kW and maximum 35 kW,
- a maximum power output/unladen weight ratio of 0.2 kW/kg. If the motorcycle is powered by an electric motor, the minimum power output/unladen weight ratio must be 0.15 kW/kg and maximum 0.2 kW/kg.

If the original construction of the vehicle used at the test has been changed, the original power output must not exceed 70 kW.

Category A

It must be possible to drive the motorcycle at a speed of at least 100 km/h.

It must have:

- a minimum cylinder volume of 595 cm³,
- a minimum unladen weight of 175 kg,
- a minimum power output of 50 kW.

If the motorcycle is powered by an electric motor, the minimum power output/unladen weight ratio must be 0.25 kW/kg.



LEARNING HOW TO DRIVE

Image 1

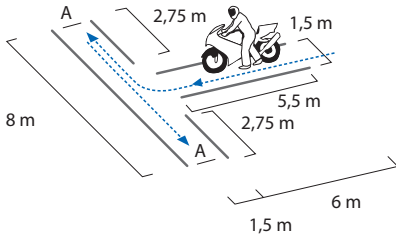
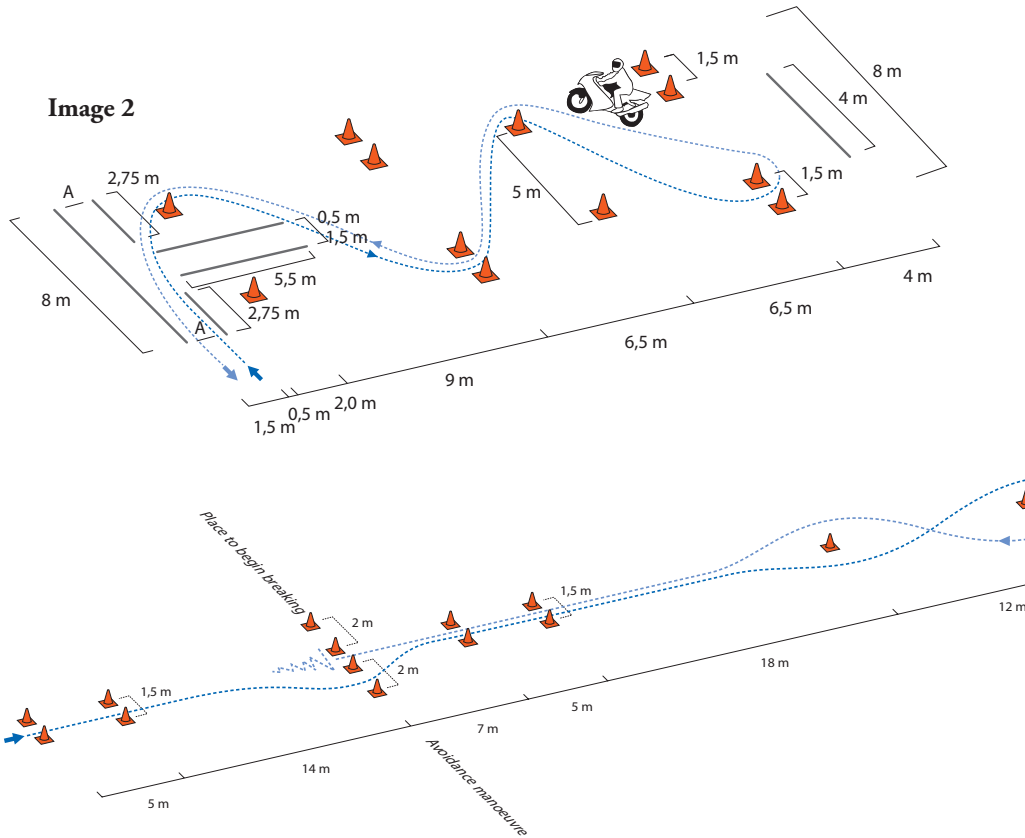


Image 2



Safety clothing for the motorcycle test

If you are taking your motorcycle test, you must have safety clothing and back protection designed for motorcycle riding. If you do not have an integral helmet (full coverage) you must also have protective glasses. Boots and gloves must be made of resilient materials. The equipment must be undamaged.

Motorcycle manoeuvres test

When you take the test for categories A1, A2 and A you will have to do a manoeuvres test that includes several parts. The following images show what the manoeuvres test involves.

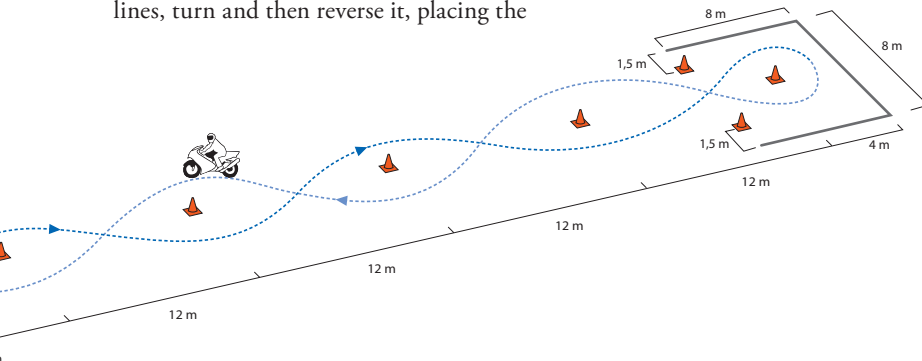
The test begins with the examiner checking that you can move the motorcycle whilst the engine is off. You must move the motorcycle forwards, in between the lines, turn and then reverse it, placing the

rear wheel at line A, see Image 1. The examiner will decide if the motorcycle will be placed to the left or right.

Low speed section

The low speed element begins with the motorcycle's rear wheel positioned on line A. Before the test, the examiner will decide if you will start from the left or the right.

You must drive with low speed between the lines as shown in Image 2, around the single cones, stop at the twin cones, turn and drive slowly back without stopping. The test ends when the front wheel reaches line A.



LEARNING HOW TO DRIVE

The speed must be regulated using the clutch. If you have an automatic motorcycle without a clutch lever, you may control the speed in another way. This will then be registered on your licence using code 78. Consequently you will only be permitted to drive motorcycles with automatic transmission.

High speed section

This test includes an avoidance manoeuvre at speeds of at least 50 km/h and a slalom run. The test ends with an efficient and controlled braking from approximately 50 km/h to standstill, using both the front and rear brakes. The examiner will decide if the avoidance manoeuvres to be done to the left or right. At the slalom run you may begin either to the left or right of the first cone, returning via the left of the slalom run or vice versa.

Braking

The test ends with an efficient and controlled braking from approximately 70 km/h and 90 km/h to standstill, using both the front and rear brakes.

After the test

The examiner will inform you directly after the test if you have passed and will send the results to the Swedish Transport Agency. If you have previously passed a theory test and it is still valid (where applicable) the examiner will inform you that you now have your licence. Your driving licence will be sent to you by recorded delivery and must be collected in person. You must show a valid and approved form of identification. Until you

have received your licence, you must have a valid form of identification on your person when you are driving, for example a passport or ID card. Please note that you may only drive in Sweden until you have received your driving licence.

Probational licence period

All new drivers in Sweden have a two year probation period. This means that if you are guilty of an offence that results in disqualification, you must take a new driving test (both theory and practical) in order to obtain a new licence. For categories A1, A2, A and B, you must retake the risk course before you can take your driving test. These requirements apply regardless of the length of the disqualification period (when your licence is withdrawn). People who have been issued with a new licence after their previous one was revoked are also subject to a two year probation period.

The probation period does not apply for category AM (moped). Read more about revoked licences on page 25.

Categories B, BE, C1, C1E, D1, D1E, C, CE, D and DE

More information about the requirements for test vehicles for the higher categories can be found on trafikverket.se



I have a driving licence

You must renew your driving licence within five or ten years of its issue. The Swedish Transport Agency will send you a driving licence renewal document in good time before the period expires. If you change your name or personal identity number, the Swedish Transport Agency will always automatically send you the renewal documents.

Renewing a driving licence

Periodical renewal

Licence categories AM, A1, A2, A and B must be renewed no later than ten years after their issue. The Swedish Transport Agency will send you a licence renewal document in good time before this period expires. The document will be sent to the address in Sweden where you are registered. Licences for the higher categories (C1, C1E, C, CE, D1, D1E, D and DE) are valid for five years. Read more under “Extend validity of higher categories”.

If you have a licence that must be renewed every ten years, but have not received the renewal documents around one month before the licence is due to expire (as stated on licence), you must apply for a renewal yourself. You can do this by telephoning the Swedish Transport Agency driving licence customer services on 0771 81 81 81. If you change your

name or personal identity number, the Swedish Transport Agency will always send you the renewal documents automatically.

Extend validity of higher categories

For the higher categories (C1, C1E, C, CE, D1, D1E, D and DE) you must apply to the Swedish Transport Agency before the validity period expires. You must show that you satisfy the necessary medical requirements. In some cases, you will have to supplement your application with a medical declaration and proof of good eyesight, and in other cases you may need a medical certificate.

The Swedish Transport Agency will send you the necessary documents once it is time to apply, along with information about the final application date and what you must include with it (medical declaration and proof of good eyesight or

medical certificate). You can apply no earlier than one year before the category expires.

Licence photograph

When you renew your driving licence, you can choose to have your photograph taken at one of the Swedish Transport Administration test centres, or submit a photograph with your application form (driving licence renewal document). Read more about having your photograph taken at a Swedish Transport Administration centre on trafikverket.se.

Lost, stolen or damaged driving licence

If you lose your driving licence, or it is destroyed or damaged and cannot be used, you must apply for a new licence. (See above, below periodical renewal) The same applies for tractor licences.

You can apply for a renewal via transportstyrelsen.se

If you find a driving licence or tractor licence that has been reported lost, it must be returned to the Swedish Transport Agency immediately.

Revoked driving licences

The Swedish Transport Agency may withdraw a driving licence for the following reasons:

1. driving under the influence of alcohol or drugs, serious driving under the influence of alcohol or drugs or dangerous or reckless driving
2. leaving the scene of an accident
3. repeated traffic offences, at least three

- within a two-year period
4. violation of a major traffic regulation, for example speeding, driving through red light, ignoring a stop sign, overtaking at a pedestrian crossing, driving without a valid licence or dangerous or reckless driving
5. alcohol-related unreliability
6. criminal offences in general
7. medical conditions
8. failure to submit medical certificates or driving tests upon request
9. the driving licence has been issued on false grounds.



I HAVE A DRIVING LICENCE

A driving licence can be withdrawn until further notice if it is likely that it will be revoked after an assessment by the Swedish Transport Agency. If a licence is revoked due to points 1-6 above, there will be a minimum disqualification period of one month and a maximum of three years. For serious cases of driving under the influence of alcohol or drugs the minimum disqualification period is two years. For careless or reckless driving, the minimum disqualification period is one year. There is also a disqualification period for learner's permits and a driving test may not be taken during this period.

New licence after disqualification

Usually, a learner's permit is required for a new licence, both after its withdrawal until further notice, and after the final disqualification decision. There is an exception when disqualification is due to points 2 to 4 (see above) if the disqualification period is less than one year. A learner permit may be applied for in the final six months of the disqualification period, however the application will not be processed until two months before the end of the disqualification period at the earliest.

If the disqualification period is longer than one year, a new driving test (both theory and practical) must be passed before a licence can be issued.

The same applies for shorter disqualification periods, if the licence has been withdrawn after an incident during the two year probation period. A new driving test may be required for other reasons. A licence that has been revoked will remain

invalid, even if the licence itself still exists.

A person taking a new driving test after disqualification must have a completed and valid risk course. A person who has been found guilty or is suspected of alcohol-related driving under the influence may apply for a licence with the condition that an alcolock (alcohol activated vehicle immobiliser) is installed, instead of having their licence revoked.

In special circumstances, a licence holder may receive an endorsement instead of a disqualification. The endorsement will remain in the road traffic register for five years and may result in a harsher evaluation when the driver's licence status is assessed. The Swedish Transport Agency can provide you with more information about revoked licences.

Issuing your new licence

When your new licence has been produced, it will be sent to you as recorded delivery (REK) via one of the postal service collection centres. When you collect your new driving licence at one of these collection centres, you must do so in person. In order to be able to collect your licence, you must be able to prove your identity by presenting a valid and approved form of identification.

Foreign driving licence

Some licences issued in different countries may also be valid in Sweden.

Driving licences from EEA countries

A driving licence that has been issued in

another EEA country is valid in Sweden for as long as it is valid in its country of issue and has not been exchanged for a Swedish licence. The licence is also valid if you are a registered resident in Sweden. If you meet the necessary requirements, you may also be an accompanying driver for a learner driver.

Exchanging driving licences from EEA countries

You may exchange your driving licence issued in another EEA country for a Swedish licence if the licence is valid in Sweden and you are a permanent resident in Sweden.

Licences issued outside of the EEA

For a driving licence issued outside of the EEA to be valid in Sweden, it must be valid in its country of issue and not have been exchanged for a Swedish licence. The driving licence is not valid if you have been a registered resident in Sweden for over one year, except if it is from the Faroe Islands or the United Kingdom.

Exchanging driving licences from non EEA countries

A driving licence that has been issued from outside the EEA may not be exchanged for a Swedish licence. However, there are some exceptions. A driving licence from the Faroe Islands, the United Kingdom, Switzerland or Japan may be exchanged for a Swedish licence. To be able to exchange the licence, you must meet the personal and medical requirements for a Swedish driving licence and be a permanent resident in Sweden. If

you need to continue driving a car without interruption, it is essential that your application to exchange a licence from Switzerland or Japan is received by the Swedish Transport Agency within one year after you first register in Sweden, as your foreign licence will no longer be valid after this period.

The EEA countries include: Austria, Belgium, Bulgaria, Croatia, Cyprus, Czech Republic, Denmark, Estonia, Finland, France, Germany, Greece, Hungary, Ireland, Iceland, Italy, Latvia, Lithuania, Luxembourg, Malta, the Netherlands, Norway, Poland, Portugal, Romania, Slovakia, Slovenia and Spain.

Permanent residence

To qualify as a permanent resident, you must live in the country for at least 185 days per calendar year:

1. due to personal or professional connection or
2. due to personal connection (close ties between the person and your place of residence).



I HAVE A DRIVING LICENCE

Exchanging foreign driving licences

You can order an application form to exchange a foreign driving licence on **transportstyrelsen.se** or by contacting the Swedish Transport Agency customer service for driving licences on 0771 81 81 81.

Under certain circumstances, the Swedish Transport Agency may issue an exemption from the regulations applicable to foreign driving licences if this can be issued without detriment to traffic safety.

International driving licence

Holders of a valid Swedish driving licence may be issued with an international driving licence. Details of the organisations that issue international driving licences can be found on **transportstyrelsen.se**.

An international driving licence is recommended for people who will be driving in countries outside of the EEA. An international driving licence is only a translation of the national driving licence, and you must have both documents on your person and be able to produce them upon request.

Using a Swedish driving licence in other European countries

All EU driving licences are identical. This makes it easier for you to drive in the different EU countries. Nevertheless, there are various national transitional regulations that differ and may cause problems for the driver. All member states have decided to accept the transitional regulations that apply in the respective countries. However this does not mean that all police officers are



aware of the different rules in the various member states. If you have a driving licence that includes transitional regulations, for example the right to drive a car (motor homes) weighing over 3.5 tonnes using a category B licence, you may encounter problems if you are stopped in another EU country. One way to show that you are entitled to drive the vehicle is to take a copy of the table of equivalence established by the EU commission with you. The table of equivalence is available in different languages on **transportstyrelsen.se**, as well as information about driving in different countries.

Transitional regulations and old rights

Driving licence legislation often applies the “grandfather rights” principle. This means that older rules can continue to apply to those who obtained their driving licence before the new regulations came into force. Such a right presupposes a transitional regulation and generally applies for as long as the licence is valid.

A licence may become invalid after it is revoked or if you do not renew it within the specified time. When the licence is reissued, the regulations in force at the time of reissue apply.

Transitional regulations A1

The restriction for a maximum power output/unladen weight ratio of 0.1 kW/kg does not apply if the licence was issued in Sweden before 19 January 2013, providing

the licence has not been revoked (or is otherwise invalid) after this date.

A driving licence may include conditions that limit or extend the right to drive a vehicle.

Transitional regulation A1 and A
Driving licences issued in Sweden before 19 January 2013 continue to entitle the holder to operate four-wheeled motorcycles if the licence has not been revoked (or is invalid for other grounds) after this date.

Transitional regulation B

A category B licence issued in Sweden before 1 July 1996 entitles the holder to drive a passenger car with a maximum authorised mass above 3.5 tonnes, if the licence has not been revoked (or is otherwise invalid) after this date. This applies only to passenger cars. Not car + trailer.

Transitional regulation BE

Driving licences issued in Sweden before 19 January 2013 continue to entitle the holder to tow an unlimited authorised mass if the licence has not been revoked (or is invalid for other grounds) after this date.

OTHER INFORMATION

Swedish Transport Administration test centres

You can take your practical and theory tests at the Swedish Transport Administration test centres. You can also have your photograph taken when renewing your driving licence.

The Swedish Transport Administration YouTube channel has films about the theory and practical driving tests, [youtube.com/Trafikverket](https://www.youtube.com/Trafikverket)

Addresses, directions and opening times for the Swedish Transport Administration test centres can be found on [trafikverket.se](https://www.trafikverket.se) or by contacting Swedish Transport Agency practical driving test customer services on 0771 17 18 19.

Fees

The following fees apply to people applying for a learner's permit and who will take a driving test:

Theory test/retake, safety check and vehicle safety questions

- regular tariff SEK 325
- evening and weekend tariff SEK 400

Driving test for categories B, B96, C1, C, D1, D, taxi driver certification and admission to driving or motorcycle instructor course

- regular tariff SEK 800
- evening and weekend tariff SEK 1,040

Practical test for A1, A2, A, B+B96, BE, C1E, CE, D1E, DE

- regular tariff SEK 1,650
- evening and weekend tariff SEK 2,145

Manufacture of driving licence SEK 280

Having your photograph taken:

- before a test, SEK 80
- when renewing a licence, SEK 125
- when exchanging a foreign licence, ADR certificate, tachograph card, train driving licence and Certificate of Professional Competence, SEK 125 .

The car you will use for your driving test must be equipped with dual controls (pedals on the passenger side). The Swedish Transport Administration can provide such a vehicle for a fee of SEK 400.

The regular tariff for tests applies on weekdays between 07:30 and 18:00. At all other times, the evening and weekend tariff applies.

For example: Fees for a category B licence are $\text{SEK } 325 + 800 + 280 + 80 = \text{SEK } 1,485$ (Plus the cost of driving lessons and the car hire for the test).

Read more about the fees on [transportstyrelsen.se](https://www.transportstyrelsen.se)

Provisions for driving licence and driving test fees can be found in the ordinance (2010:1578) on test fees and in the Swedish Transport Agency regulations (TSFS 2016:105) regarding fees.



You can book your theory and practical driving test on trafikverket.se or by contacting the Swedish Transport Administration practical driving test customer services on 0771 17 18 19.

More information about driving licences is available from transportstyrelsen.se



transportstyrelsen.se
telephone 0771-503 503